


INTERTYPE AUTOMATIC QUADDING & CENTERING



Available with or without the
AUTOMATIC INDENTATION FEATURE



The Autospacer quads right, centers, or quads left, as required—any size of type, any width of line, and any number of characters (even a single character)—with or without the use of spacebands. Fully justified composition is set in the regular way.

AUTOMATIC QUADDING AND CENTERING WILL INCREASE YOUR PROFITS!

COMPOSING MACHINE PRODUCTION may be substantially increased depending upon the kinds of composition handled — by the Intertype Automatic Quadding and Centering Device.* This Intertype development, known as the Autospacer, is one of the most profitable devices ever offered to users of line composing machines. About 75 per cent of all Intertypes installed today are equipped with Autospacers.

This device has demonstrated its ability to effect marked increases in profits by savings in time and by speeding up production on practically all kinds of composition. It is equally popular among newspapers, commercial printers, and trade compositors. On many kinds of work, where much quadding and centering is necessary, the Autospacer is now considered indispensable.


Because of its recognized achievements and proven dependability the Autospacer has sold a large number of Intertype machines. In fact, many printers and publishers today would not think of overlooking this modern feature which automatically eliminates the antiquated practice of actually paying for white-space composition. The extra cost of the Autospacer has been quickly repaid to its hundreds of users by reason of its consistent effectiveness in increasing composing machine output.

The Autospacer can be furnished with or without the automatic justified line indention feature which is fully described in the following pages.


INTERTYPE CORPORATION

360 Furman Street, Brooklyn 2, N. Y.
130 North Franklin Street, Chicago 6, Ill.
1007 Camp Street, New Orleans 10, La.
500 Sansome Street, San Francisco 11, Cal.
1220 South Maple Ave., Los Angeles 15, Cal.
80 Federal Street, Boston 10, Mass.
Toronto Type Foundry Co. Ltd., Canada


* Patented in the U. S. A. and principal foreign countries.



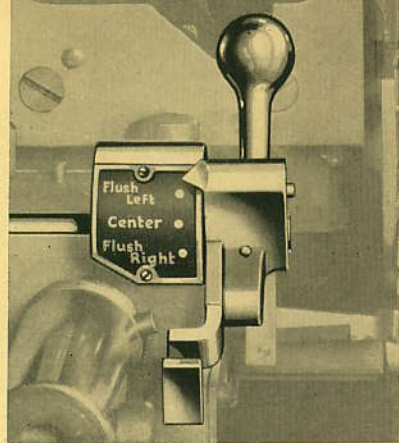
The Autospace casts lines flush left, flush right, or centered, according to the setting of the control knob. The operator has nothing to do but set the knob.



The Old Way — Centering a Line by Hand



The New Way — Fully Automatic Centering



FEATURES OF INTERTYPE AUTOMATIC QUADDING AND CENTERING

Positive Selectivity

One control knob instantly and positively selects either jaw for quadding or both jaws for centering on any measure. This control knob is located at the right end of the vise cap where it is clearly visible and handy to the operator.

There are no complications or tricky actions to distract the operator, delay production or impair the safety of operation.

A single shift of the control directly from one position to any other and the setting is immediately complete.

Normal Actions Not Disturbed

The Intertype Automatic Quadding and Centering Device does not disturb the normal functions of the machine nor does it interfere with the usual motions to which the operator has been accustomed.

The machine operates normally when the control is set for quadding out unfilled lines or for centering. At either setting full lines justify and cast normally, just as if the device were not on the machine at all, and loose lines ring the bell and do not cast, as usual.

The vise jaws are rigidly fixed on their guide blocks in the usual sturdy manner, regardless of the measure for which they may be adjusted.

The usual simplified and dependable Intertype pump stop prevents casting if the line is too loose to justify.

Normal justification and alignment actions are preserved in every detail, so that

accuracy is maintained whether a single character, a full line, or a line without spacebands is cast.

The quadding and centering mechanism is designed to co-ordinate perfectly with every normal action of the machine. The operator never has to think about the device except when desiring to change from quadding to centering or vice versa.

Fully Automatic Operation

This Intertype feature is a fundamental necessity if maximum production and operating profits are to be realized.

All full lines justify to full column widths as usual, while short lines (even a single word or character) whenever sent in are clamped endwise and quadded or centered *automatically*, according to position of the control.

There is absolutely no extra burden on the Intertype operator—no manual changes or attention required to distinguish between full lines and short lines. Full time can be devoted to composition of only the actual characters in any line, so that quadded or centered lines can now be set at even greater speed than full lines.

Casts With or Without Spacebands

It makes no difference whether or not the line contains spacebands. A single character or word, in fact ANY SHORT LINES without spacebands, are automatically clamped and locked for casting whenever sent in.

An exclusive Intertype feature provides

for equal clamping pressure on all lengths of lines without spacebands. This assures safety and prevents metal from entering between the matrices.

The pump stop functions automatically to permit casting without spacebands, yet its safety feature is ever present to prevent a cast in the event of a loose line.

Centers Any Length Line

Automatic centering of any length of line on any length slug, with or without the use of spacebands, is another original and valuable Intertype feature.

Regardless of the measure for which the jaws are set, the control can be set instantly at "Center" position. All lines are then centered automatically by the closing action of the vise jaws—whether a single character or a partly filled line is sent in—without any attention on the part of the operator.

The operator no longer has to drop quad matrices and hand space lines that are to be centered. Only the characters are composed and the blank or white space at each end of the centered line is filled out automatically by the vise jaws.

Equal Spacing Between Words

Regardless of the number of spacebands or the length of the line, the amount of space produced between the words in every quadded or centered line will always be the same. This is accomplished automatically by an exclusive Intertype design which provides for always driving the spacebands the same distance in quadded and centered lines.

The matter of securing correct spacing for good typographical appearance, therefore, is not guess-work; it is a certainty and requires no thought or adjustments on the part of the Intertype operator.

Line Expansion Control

A line expansion indicator is provided on the vise cap which, according to its setting,

allows from one to three picas latitude for expansion of full lines. The indicator setting can be varied to suit the nature of the composition, whether wide or narrow column measure, and the kind and size of type being used on the particular job.


A two-pica setting of the indicator will be satisfactory for most composition, but adjustment is provided simply as a convenience and an aid to the operator.

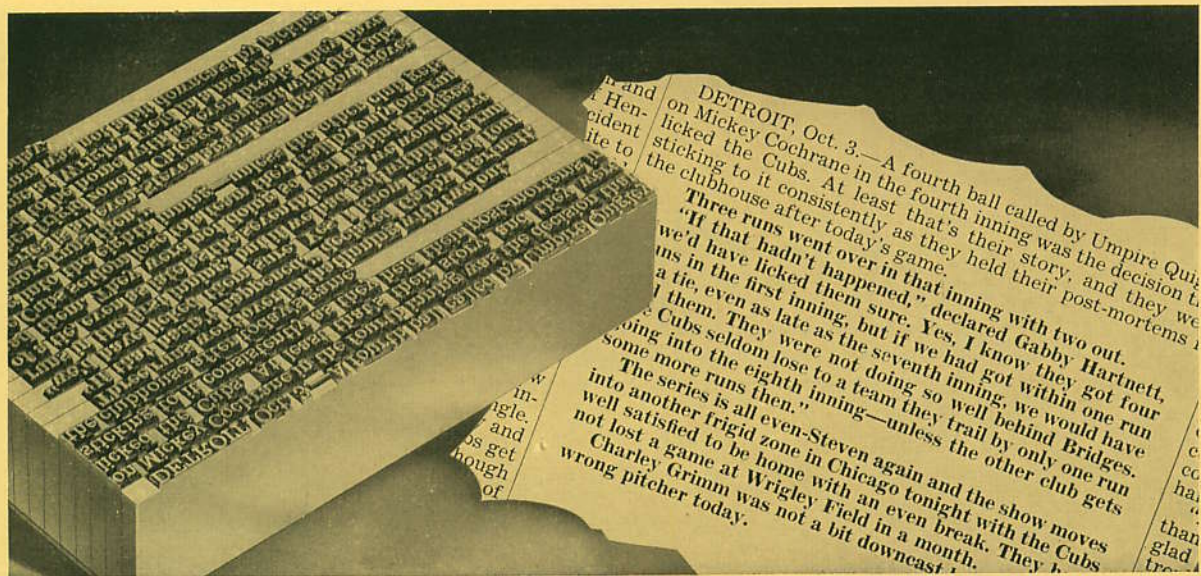
When all of the composition is ragged or centered it is recommended that the indicator be set at zero. At this setting all lines, with or without spacebands, will cast. The vise jaws in this case clamp the line endwise and insure a metal-tight seal.

Automatic Justified Indentions

The Autospacer can be furnished with or without the justified indention feature. With this feature indentions at either or both ends of slug composition are obtainable automatically, at straight-matter speed, simply by setting a control lever. These indentions can be equal or unequal, and the amount of indention at either end can be varied as may be required. Regardless of what indention or indentions may be needed, the lines are justified to the desired measure automatically. The operator handles indented composition, as in newspaper lead paragraphs or the emphasized boldface paragraphs commonly used in newspapers and other publications, at full speed and with assurance that the indentions will always be accurate. The lines can be set flush at one end and indented at

The justified indention feature





Automatic justified indentions at either or both ends of slug composition are now obtainable with the Autospacer simply by shifting the operating lever to the justified indentation position.

the other, either right or left, or both ends of the lines can be indented, equally or unequally.

Simple Control Lever

All of the functions of the justified indentation feature are controlled by a lever within easy reach of the operator. When justified composition is to be set with a uniform indentation on the right, the operator moves the justified indentation lever to the left. When the desired indentation scale settings are made, all lines will justify to the correct measure and the indentions at the right will be produced automatically.

Uniform indentions up to 15 picas on the right of the line are obtained by setting the pointer at the desired measure on the indentation scale. Indentions on the left of the line are obtained by the vise adjusting knob.

Fully Automatic Operation

This feature insures maximum production, because the operator's complete attention can be devoted to the copy to be set. All full lines justify to the correct measure and

the indentions at either or both ends of the line are produced according to the scale settings. The indentions can be equal or unequal and can be varied as required.

Short lines, such as those at the ends of paragraphs, are quadded out *automatically*, without any attention on the part of the operator. The operator simply assembles the line, raises it to the delivery slide, and starts the next line immediately.

Positive Lock

A positive lock of the wedge type is provided to hold the matrix line firmly while the slug is being withdrawn from the matrices. The lock is applied to the Autospacer with or without the justified indentation feature and insures positive control of the line at all times.

Automatic White Space

The justified indentation feature makes the Autospacer fully automatic in the composition of white space. It provides for fully justified lines of any length with automatic indentions on both ends of the line of type.

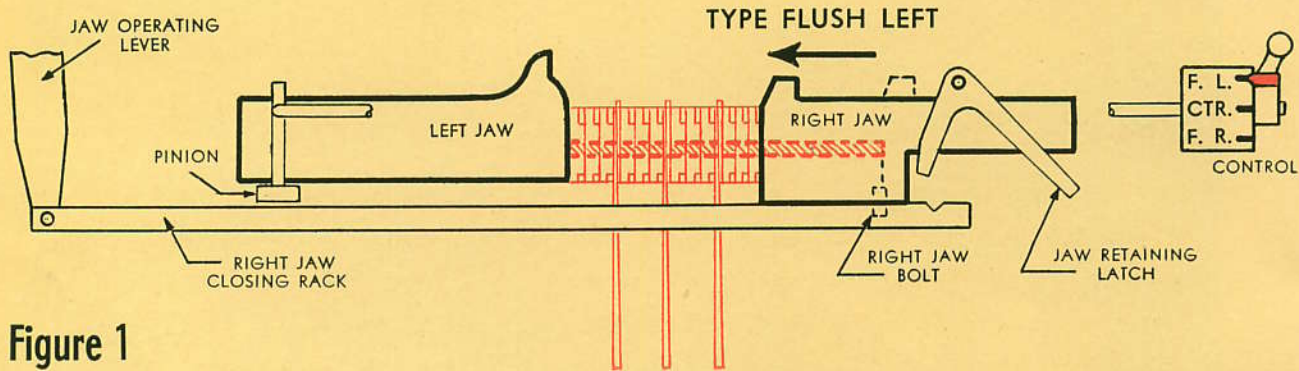


Figure 1

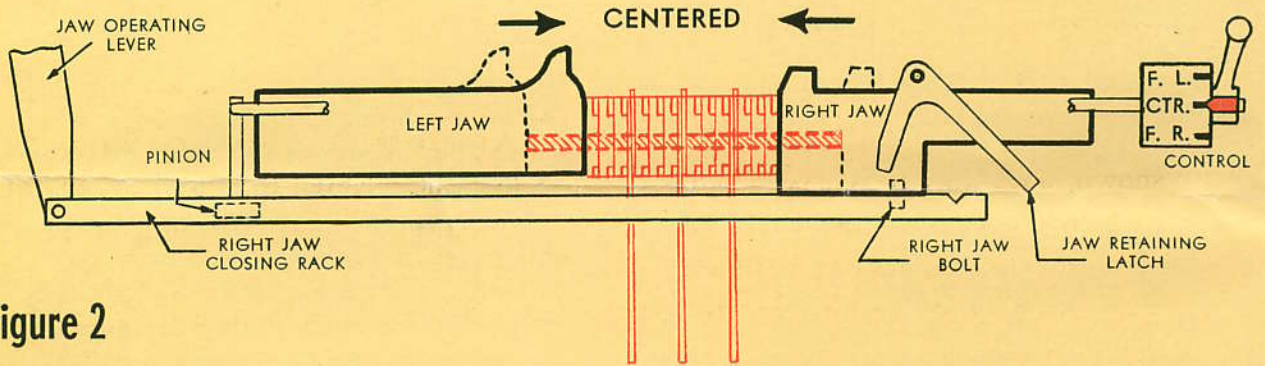


Figure 2

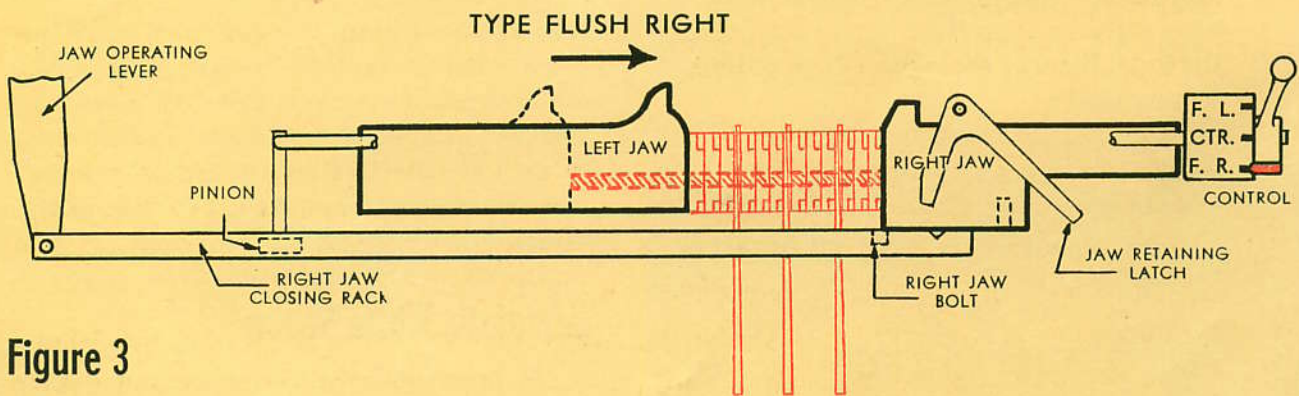


Figure 3

How the AUTOSPACER Functions

Figure 1

Control Set at Flush Left Position

At this position straight matter can be set in the usual manner. Full lines will justify to full column width, while short lines, with or without spacebands, will be quadded out automatically whenever sent in. As shown, the right hand jaw has closed against a short line and covered the right end of the mold. The characters will be cast at the left end of the slug and the remainder will be blank.

Figure 2

Control Set at Center Position

At this position full lines will justify to full column width, as usual, while short lines, with or without spacebands, will be centered automatically whenever sent in. As shown, both jaws have closed against a short line and covered the mold equally at each end. The characters will be cast at the exact center of the slug, leaving an equal amount of blank space at both ends. Any length line can be centered on any length slug. The operator simply sets the left jaw to the desired column measure, then sets the control at *center* position.

Figure 3

Control Set at Flush Right Position

At this position lines with or without spacebands will be indented at the left end of the slugs, while the characters will align at the right margin of the column. This position is used less frequently but affords maximum convenience and saving of time when left hand quadding is necessary. As shown, the left hand jaw has closed against a short line and covered the left end of the mold slot. The characters will be cast at the right end of the slug and the remainder will be blank. The left hand jaw can be used for quadding slugs of any measure. The operator simply sets the jaw to the desired measure, then sets the control at *flush right* position. This unbolts the right hand jaw from its closing bar, so that only the left jaw is moved by the operating lever.



Announcement



THE SILVER BELL LINES' NEW
DE LUXE CRUISE SHIP

S. S. AURORA

Sails via HAVANA and the
Panama Canal to

CALIFORNIA
OCTOBER 26



For reservations and complete informa-
regarding passenger accomodation
fares, etc., call or write to

THE SILVER BELL LIN
415 LEXINGTON AVENUE



*The Autospacer
is an
outstanding Intertype
achievement*

AUTOMATIC QUADDING AND CENTERING

With Intertype Automatic Quadding and Centering, a very substantial part of your composition can be done automatically. Average composition contains many more quadded and centered lines than most printers realize. Figures opposite show an estimated average percentage of such lines in various classes of work—lines in which the white space can be set automatically.

Architect Submits Drawings For New Hospital Annex

Project Will Be Discussed by Board of Estimate
At Annual Meeting in City Hall Tomorrow

Architects' drawings of the proposed new medical center on the site of Belleville Hospital were made public yesterday, disclosing the extent of the project which Mayor F. H. Lamont announced Sunday will be submitted to the Board of Estimate tomorrow for approval.

The tentative drawings, exhibited by Dr. Edward M. Holloway, Commissioner of Hospitals, would return to Belleville Hospital a landscaped decor well-deserving of the scenic connotations of its fine historical name, originally "Belle Vue." In the place of the present unsightly maze of the eighteen old buildings that ramble over three city blocks, there would emerge, three big integrated hospital units set in a veritable park along the Hudson River.

The central unit would be dominated by a twenty-five or thirty-story principal patients' pavillion in the shape of a Y with the arms facing the river, between Twenty-sixth and Twenty-seventh Street at Hudson River Drive. The bottom part of the Y-shaped building would consist of a large diagnostic and therapeutic pavillion, which would communicate toward the North River side with the present administration building, a nine-story structure built in 1940.

Also an integral part of this central unit would be an eight or nine-story new out-patients' building on the northerly side, and the present

Ad Campaigns Back Ideas of Real Security

New Advertising Programs
Will Support Principle,
Not Specific Plan

Plans for a nation-wide campaign to focus public attention on the urgent need for the United States to co-operate with other nations on an international security program were announced yesterday by the Advertising Council, with offices at 1131 Broad Street.

The campaign, it was explained, is to seek contributions of advertisers

TYPE OF WORK

*Can Be Set
Automatically*

TITLE PAGES 75 per cent
 MENUS 45 per cent
 LISTINGS 35 per cent
 STATIONERY 33 per cent
 TICKETS 32 per cent
 HEADINGS 30 per cent
 RADIO PROGRAMS .. 30 per cent
 DISPLAY 25 per cent
 CATALOGS 23 per cent
 CLASSIFIED 20 per cent
 PUBLICATIONS 18 per cent

280

INDEX

ASBESTOS, 425
 Assembler, 158
 Assembler chute spring, 134
 Assembler driving pulley, 158
 Assembler entrance, 134
 Assembler guides, 140
 Assembler slide, 166
 Assembling elevator, 174
 Assembling elevator gate, 174
 Assembling elevator lever, 178
 Automatic font selector, 206
 Automatic safety pawl, 12

BELT list, 402
 Brushes, cleaning, 422
 Brushes, motor, 18

CAMS, 8
 Cam shaft, 8
 Cam shaft bracket, 2
 Cam shoes, 346
 Chairs, 413
 Channel entrance, 216
 Chute spring, assembler, 134
 Column, 2
 Composing stick, 368
 Copy holder, 108
 Copy stand, 410

DELIVERY channel, 184
 Delivery lever, 182
 Delivery lever link, 182
 Delivery pawl, 174
 Delivery slide, 180
 Distributor, 210
 Distributor box, 198
 Distributor box arm, 196
 Distributor box clutch, 208
 Distributor bracket, 4
 Distributor lift rail, 202
 Distributor shifter slide, 196
 Distributor signal light, 215
 Driving shaft, 20
 Driving shaft bearing, 2
 Driving shaft friction clutch, 20

EJECTOR lever, 58
 Ejector, single, 50
 Ejector, universal, 52
 Electric light holder, 184
 Electric metal pot, 80
 Elevator transfer lever, 186
 Elevator transfer slide, 186
 Escapement rods, 146
 Escapements, 260

FACE plate cover, 136
 Face plate frame, 4
 First elevator jaw, 104
 First elevator lever, 102
 First elevator slide, 102
 First elevator slide guide, 102
 Fluxor, 431
 Font distinguisher, 200
 Font selector, 204
 Font selector, automatic, 206
 Furnaces, metal, 406

GALLEY, 96
 Galley chute for short slugs, 386
 Gas burner, 70
 Gas metal pot, 66
 Gasoline burner, 74
 Graph-air gun, 421
 Graphite, 421
 Grease, 430
 Grease gun, alemite, 430
 Greek attachment, 380

HEBREW galley, 378

INGOT mold, 288
 Intermediate bracket, 4
 Intermediate shaft, 20

KEYBOARD, 108
 Keyboard cam rubber roll, 112
 Keyboard cam yoke frame, 110
 Keyboard keyrod frame, 118
 Keyboard keyrods, 118
 Knife, back, 24

A POISON TREE

*I was angry with my friend:
 I told my wrath, my wrath did end.
 I was angry with my foe:
 I told it not, my wrath did grow.*

*And I water'd it in fears,
 Night and morning with my tears;
 And I sunned it with smiles,
 And with soft deceitful wiles.*

*And it grew both day and night,
 Till it bore an apple bright;
 And my foe beheld it shine,
 And he knew that it was mine,*

*And into my garden stole
 When the night had veil'd the pole:
 In the morning glad I see
 My foe outstretched beneath the tree.*

WILLIAM BLAKE

*The Autospacer
 operates
 smoothly, dependably
 and profitably*

A BIG STEP IN 1931



**and
still
going
strong...**

IN 1931 Intertype introduced the Autospacer —the trade's first automatic quadding and centering device. Then, for the first time operators could quad and/or center—automatically—any line of any point size—and even a single character.

THROUGH the years, Intertype has pioneered many other important developments for continuous composing-room progress through its policy of liberal and far-sighted research. Some are: the Wide-Tooth Matrix, the Combination 72-90 Channel Mixer, the 30-Em Six-Pocket Mold Disk, the No-Turn Automatic Electric Magazine Shift. And—don't look now but—*still more are coming.*

THE SAME vital understanding of composing-room requirements behind these noteworthy Intertype "Firsts" is at the disposal of all composing-room owners, foremen and operators. For the solution of any line-casting problem—

● ASK PROGRESSIVE INTERTYPE



INTERTYPE

BROOKLYN 2, N. Y.